





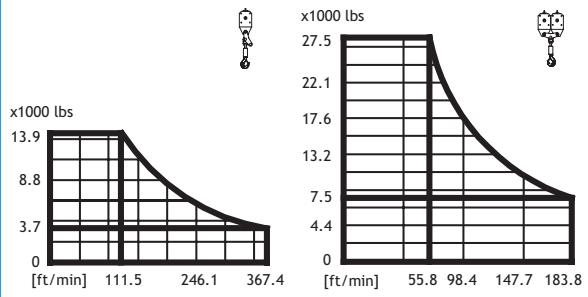


2-Part Line

| Hook Radius (ft.) 9'-4" (min.) | AVAILABLE JIB LENGTHS IN FEET | | | | | | |
|-----------------------------------|-------------------------------|----------------|---------------|---------------|---------------|---------------|---------------|
| | L7 229'-9" | L6 213'-13" | L5 197'-0" | L4 180'-6" | L3 164'-0" | L2 147'-9" | L1 131'-3" |
| 65'-7" | 13890 | 13890 | 13890 | 13890 | 13890 | 13890 | 13890 |
| 68'-11" | 13890 | 13890 | 13890 | 13890 | 13890 | 13890 | 13890 |
| 72'-2" | 13890 | 13890 | 13890 | 13890 | 13890 | 13890 | 13890 |
| 75'-6" | 13890 | 13890 | 13890 | 13890 | 13890 | 13890 | 13890 |
| 82'-0" | 13890 | 13890 | 13890 | 13890 | 13890 | 13890 | 13890 |
| 85'-4" | 13890 | 13890 | 13890 | 13890 | 13890 | 13890 | 13890 |
| 88'-7" | 13890 | 13890 | 13890 | 13890 | 13890 | 13890 | 13890 |
| 91'-10" | 13890 | 13890 | 13890 | 13890 | 13890 | 13890 | 13890 |
| 98'-5" | 13890 | 13890 | 13890 | 13890 | 13890 | 13890 | 13890 |
| 101'-8" | 13890 | 13890 | 13890 | 13890 | 13890 | 13890 | 13890 |
| 105'-0" | 13890 | 13890 | 13890 | 13890 | 13890 | 13890 | 13890 |
| 108'-3" | 13890 | 13890 | 13890 | 13890 | 13890 | 13890 | 13890 |
| 111'-7" | 13890 | 13890 | 13890 | 13890 | 13890 | 13890 | 13890 |
| 114'-10" | 13890 | 13890 | 13890 | 13890 | 13890 | 13890 | 13890 |
| 121'-5" | 13890 | 13890 | 13890 | 13890 | 13890 | 13890 | 13890 |
| 124'-8" | 13890 | 13890 | 13890 | 13890 | 13890 | 13890 | 13890 |
| 127'-11" | 13890 | 13890 | 13890 | 13890 | 13890 | 13890 | 13890 |
| 131'-3" | 13650 | 13890 | 13890 | 13890 | 13890 | 13890 | 13890 |
| 134'-6" | 13270 | 13890 | 13890 | 13890 | 13890 | 13890 | |
| 137'-9" | 12900 | 13870 | 13890 | 13890 | 13890 | 13890 | |
| 141'-1" | 12520 | 13490 | 13890 | 13890 | 13890 | 13890 | |
| 147'-8" | 11860 | 12790 | 13890 | 13890 | 13890 | 13890 | |
| 150'-11" | 11550 | 12460 | 13890 | 13890 | 13890 | | |
| 154'-2" | 11270 | 12150 | 13580 | 13890 | 13890 | | |
| 157'-6" | 10980 | 11840 | 13250 | 13890 | 13890 | | |
| 160'-9" | 10720 | 11550 | 12940 | 13650 | 13890 | | |
| 164'-0" | 10450 | 11270 | 12630 | 13340 | 13890 | | |
| 167'-4" | 10210 | 11000 | 12330 | 13030 | | | |
| 173'-11" | 9720 | 10520 | 11770 | 12440 | | | |
| 177'-2" | 9480 | 10280 | 11530 | 12170 | | | |
| 180'-5" | 9310 | 10050 | 11270 | 11910 | | | |
| 183'-9" | 9080 | 9830 | 11030 | | | | |
| 187'-0" | 8870 | 9610 | 10800 | | | | |
| 190'-3" | 8710 | 9420 | 10560 | | | | |
| 193'-7" | 8510 | 9220 | 10360 | | | | |
| 196'-10" | 8330 | 9020 | 10140 | | | | |
| 200'-2" | 8160 | 8840 | | | | | |
| 203'-5" | 8000 | 8670 | | | | | |
| 206'-8" | 7830 | 8490 | | | | | |
| 210'-0" | 7670 | 8310 | | | | | |
| 213'-3" | 7520 | 8160 | | | | | |
| 216'-6" | 7390 | | | | | | |
| 219'-10" | 7230 | | | | | | |
| 223'-1" | 7100 | | | | | | |
| 226'-5" | 6990 | | | | | | |
| 229'-8" | 6840 | | | | | | |

4-Part Line

| Hook Radius (ft.) 12'-0" (min.) | AVAILABLE JIB LENGTHS IN FEET | | | | | | |
|------------------------------------|-------------------------------|----------------|---------------|---------------|---------------|---------------|---------------|
| | L7 229'-9" | L6 213'-13" | L5 197'-0" | L4 180'-6" | L3 164'-0" | L2 147'-9" | L1 131'-3" |
| 65'-7" | 27560 | 27560 | 27560 | 27560 | 27560 | 27560 | 27560 |
| 68'-11" | 26660 | 27560 | 27560 | 27560 | 27560 | 27560 | 27560 |
| 72'-2" | 25290 | 27190 | 27560 | 27560 | 27560 | 27560 | 27560 |
| 75'-6" | 24060 | 25860 | 27560 | 27560 | 27560 | 27560 | 27560 |
| 82'-0" | 21940 | 23590 | 26280 | 27560 | 27560 | 27560 | 27560 |
| 85'-4" | 21060 | 22650 | 25250 | 26680 | 27560 | 27560 | 27560 |
| 88'-7" | 20240 | 21790 | 24300 | 25670 | 26790 | 26880 | 27560 |
| 91'-10" | 19490 | 20970 | 23400 | 24720 | 25820 | 25870 | 27560 |
| 98'-5" | 18100 | 19510 | 21760 | 23000 | 24030 | 24120 | 25360 |
| 101'-8" | 17490 | 18830 | 21040 | 22230 | 23240 | 23310 | 24520 |
| 105'-0" | 16910 | 18210 | 20350 | 21500 | 22470 | 22540 | 23730 |
| 108'-3" | 16360 | 17620 | 19690 | 20820 | 21760 | 21810 | 22980 |
| 111'-7" | 15830 | 17070 | 19070 | 20180 | 21080 | 21150 | 22250 |
| 114'-10" | 15350 | 16540 | 18500 | 19560 | 20460 | 20510 | 21610 |
| 121'-5" | 14440 | 15570 | 17420 | 18430 | 19270 | 19340 | 20370 |
| 124'-8" | 14020 | 15130 | 16930 | 17930 | 18740 | 18810 | 19800 |
| 127'-11" | 13630 | 14710 | 16470 | 17420 | 18230 | 18280 | 19250 |
| 131'-3" | 13250 | 14310 | 16010 | 16960 | 17730 | 17790 | 18740 |
| 134'-6" | 12880 | 13910 | 15590 | 16520 | 17270 | 17330 | |
| 137'-9" | 12550 | 13540 | 15190 | 16070 | 16820 | 16870 | |
| 141'-1" | 12220 | 13210 | 14800 | 15680 | 16410 | 16450 | |
| 147'-8" | 11600 | 12550 | 14070 | 14910 | 15610 | 15660 | |
| 150'-11" | 11310 | 12240 | 13740 | 14550 | 15240 | | |
| 154'-2" | 11050 | 11930 | 13410 | 14200 | 14880 | | |
| 157'-6" | 10780 | 11660 | 13100 | 13870 | 14530 | | |
| 160'-9" | 10520 | 11380 | 12790 | 13560 | 14200 | | |
| 164'-0" | 10280 | 11140 | 12500 | 13250 | 13890 | | |
| 167'-4" | 10030 | 10870 | 12240 | 12970 | | | |
| 173'-11" | 9590 | 10410 | 11710 | 12410 | | | |
| 177'-2" | 9390 | 10190 | 11470 | 12150 | | | |
| 180'-5" | 9190 | 9970 | 11220 | 11910 | | | |
| 183'-9" | 9000 | 9750 | 10980 | | | | |
| 187'-0" | 8800 | 9550 | 10760 | | | | |
| 190'-3" | 8620 | 9350 | 10560 | | | | |
| 193'-7" | 8450 | 9170 | 10340 | | | | |
| 196'-10" | 8270 | 9000 | 10140 | | | | |
| 200'-2" | 8110 | 8800 | | | | | |
| 203'-5" | 7960 | 8640 | | | | | |
| 206'-8" | 7810 | 8470 | | | | | |
| 210'-0" | 7650 | 8310 | | | | | |
| 213'-3" | 7500 | 8160 | | | | | |
| 216'-6" | 7360 | | | | | | |
| 219'-10" | 7230 | | | | | | |
| 223'-1" | 7100 | | | | | | |
| 226'-5" | 6970 | | | | | | |
| 229'-8" | 6840 | | | | | | |

Speeds

| | | | | |
|--|---|--|---|-----------------------|
| TROLLEY FU 8-160/4 |  | 0 to 290 fpm (0 to 808 m/min) | 1 x 10.2 HP / 1 x 7.5 kW | |
| TRAVEL SR 10-190/3 |  | 0 to 100 fpm (0 to 30 m/min) | 2 x 16.3 HP / 2 x 12.0 kW | |
| SWING KWB 120/4 |  | 0 to 1 rpm | 2 x 11.4 HP / 2 x 8.4 kW | |
| FREQUENCY HOIST UNIT FU 45-63/5 (61.2 HP) |  |  | Max. Hook Heights ft./m | |
| | | |   | |
| | | | 705(6 layers) 215 | 352 (6 layers) 107 |
| | | Total motor output approx. | 130 HP | |
| | | Without SR 10-190/3 approx. | 95 HP | |
| | | Connected Power | 120 kVA | |

Measured under nominal load at the turntable of the tower crane. Speeds and power calculated using 480 VAC @ 60 Hertz.

Power Requirements

| | | | | |
|----------------------|-----------|---------|----------|----------|
| FREQUENCY HOIST UNIT | 480 Volts | 3-phase | 60-cycle | 200 Amps |
|----------------------|-----------|---------|----------|----------|

Dedicated power service recommended.

Counterweight

| JIB LENGTH | L1 | L2 | L3 | L4 | L5 | L6 | L7 |
|---------------------|--------|--------|--------|--------|--------|--------|--------|
| WEIGHT (LBS) | 30,000 | 32,200 | 36,600 | 39,150 | 43,550 | 41,350 | 45,750 |
| SMALL COUNTERWEIGHT | 3 | 2 | 0 | 3 | 1 | 2 | 0 |
| LARGE COUNTERWEIGHT | 1 | 2 | 4 | 2 | 4 | 3 | 5 |

Small counterweight = 6950 lbs. Large counterweight = 9150 lbs. Allowable deviation +5%/-0%

Information contained in this specification sheet is of a general nature. Operator's manual should be consulted and adhered to.